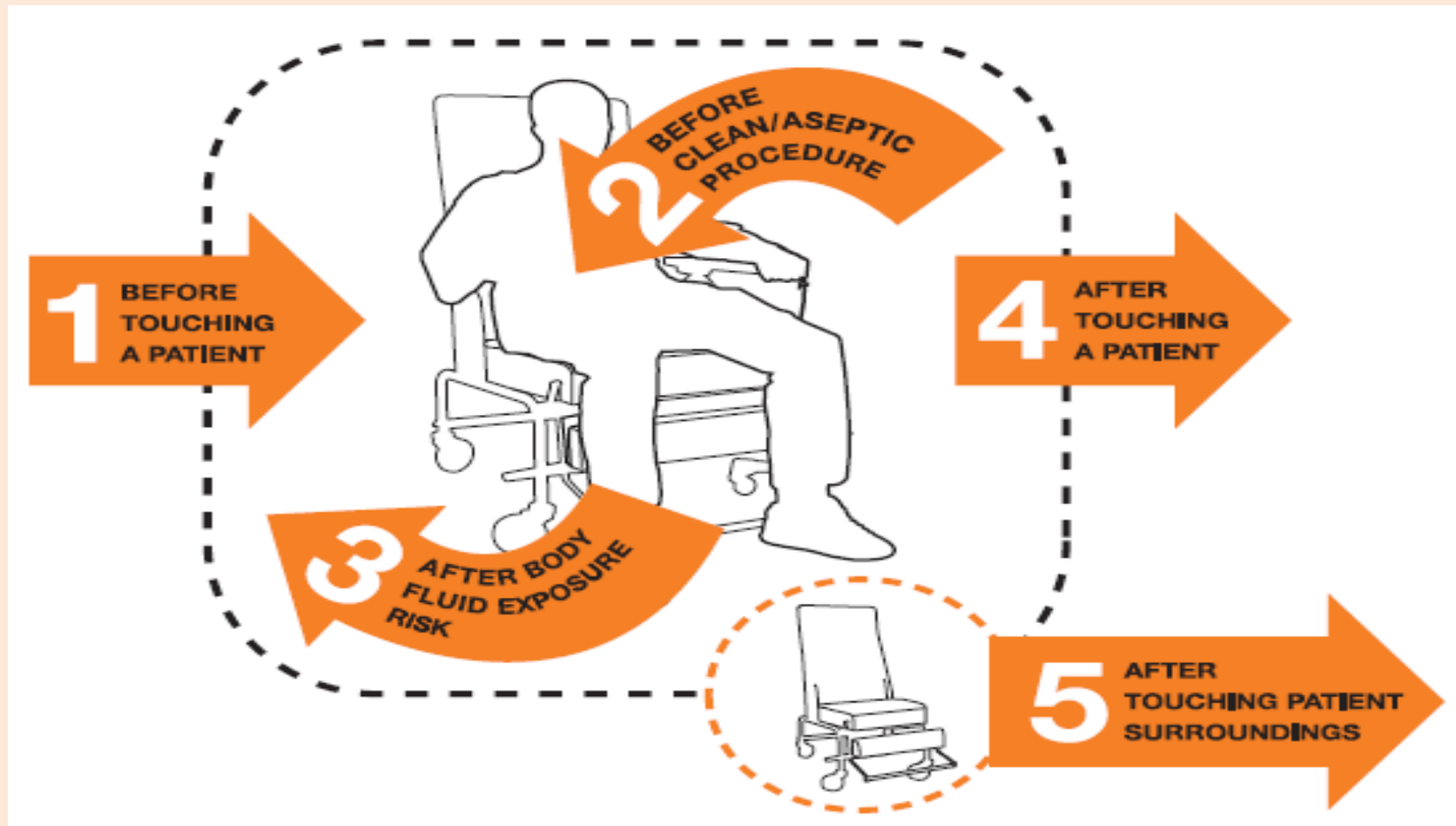


5 Moments for Hand Hygiene

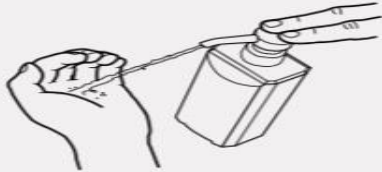


Hand Rub Technique

RUB HANDS FOR HAND HYGIENE! WASH HANDS WHEN VISIBLY SOILED

🕒 Duration of the entire procedure: 20-30 seconds

1a



Apply a palmful of the product in a cupped hand, covering all surfaces;

1b

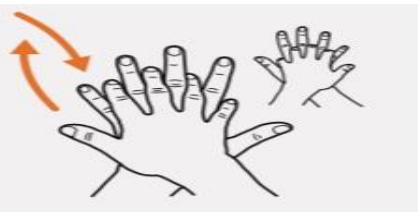


2



Rub hands palm to palm;

3



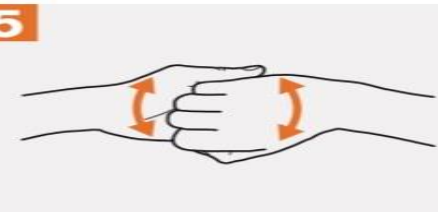
Right palm over left dorsum with interlaced fingers and vice versa;

4



Palm to palm with fingers interlaced;

5



Backs of fingers to opposing palms with fingers interlocked;

6



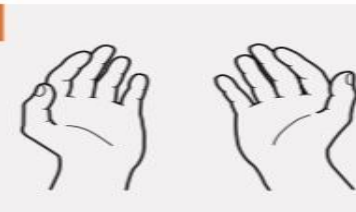
Rotational rubbing of left thumb clasped in right palm and vice versa;

7



Rotational rubbing, backwards and forwards with clasped fingers of right hand in left palm and vice versa;

8



Once dry, your hands are safe.

Hand Wash Technique

WASH HANDS WHEN VISIBLY SOILED! OTHERWISE, USE HANDRUB



Duration of the handwash (steps 2-7): 15-20 seconds



Duration of the entire procedure: 40-60 seconds

0



Wet hands with water;

1



Apply enough soap to cover all hand surfaces;

2



Rub hands palm to palm;

3



Right palm over left dorsum with interlaced fingers and vice versa;

4



Palm to palm with fingers interlaced;

5



Backs of fingers to opposing palms with fingers interlocked;

6



Rotational rubbing of left thumb clasped in right palm and vice versa;

7



Rotational rubbing, backwards and forwards with clasped fingers of right hand in left palm and vice versa;

8



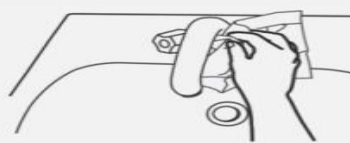
Rinse hands with water;

9



Dry hands thoroughly with a single use towel;

10



Use towel to turn off faucet;

11



Your hands are now safe.